

**EASTERN PLUMAS HEALTH CARE DISTRICT
REGULAR MEETING OF THE BOARD OF DIRECTORS
Thursday, October 25, 2012
10:00 A.M.
EPHC Education Center, Portola, CA**

Agenda

REASONABLE ACCOMMODATIONS: In compliance with the Americans with Disabilities Act, if you need special assistance to participate in this meeting please contact the Clerk of the Board at (530) 832-6564. Notification 72 hours prior to the meeting will enable the Eastern Plumas Health Care to make reasonable arrangements to ensure accessibility.

	<u>Presenter(s)</u>	<u>I/D/A</u>	<u>Page(s)</u>
1. Call to Order	Gail McGrath	A	
2. Roll Call	Gail McGrath	I	
3. Consent Calendar	Gail McGrath	A	
(A) Agenda			1-2
(B) Meeting Minutes of 9.12.12 Special Planning Committee			3
(C) Meeting Minutes of 9.25.12 Special Finance Committee			4
(D) Meeting Minutes of 9.27.12 Regular Board Meeting			5-7
4. Board Chair Comments	Gail McGrath	I/D	
5. Board Comments	Board Members	I	
6. Public Comment	Members of the Public	I	
7. Auxiliary Report	Kathy Davis	I/D	
8. Chief of Staff Report	Eric Bugna, MD	I/D	
9. Policies and Procedures	Teresa Whitfield	I/D/A	
• Hiring Certified Nurse Assistant/Non-Certified Nurse Assistant			
• Management of <i>C. Difficile</i> Infection			
• Guidelines for Central Venous and Midline Access Devices			
• Influenza Vaccination for Health Care Personnel			
• Coumadin Protocol			
10. Committee Reports	Board Members	I/D	
• Standing Finance Committee	Kreth/Skutt		
11. Chief Financial Officer Report	Jeri Nelson	I/D	8-18

- | | | |
|---|--------------|-------|
| 12. Chief Executive Officer Report | Tom Hayes | I/D |
| <ul style="list-style-type: none"> • Project Update <ul style="list-style-type: none"> ○ Ambulance Barn ○ Boiler replacement ○ NPC modifications ○ Misc. • EMR Modules Update • GI Coverage • Community Needs Assessment Project • CT Scanner replacement update • Other | | |
| 13. Closed Session | Gail McGrath | I/D/A |
| <ul style="list-style-type: none"> I. Closed Session, pursuant to Health and Safety Code 32155, to review reports on Quality Assurance. II. Closed Session, pursuant to Government Code Section 54957 to consider the following appointments to the medical staff: <ul style="list-style-type: none"> A. One-Year Provisional Privileges <ul style="list-style-type: none"> • Casey Jowers, MD (ER/Hospitalist) • Michael Brooks, DPM (Podiatry) B. Two-Year Courtesy Privileges <ul style="list-style-type: none"> • Shawni Coll, MD (OB/GYN) • Steven Thompson, MD (OB/GYN) • Robert Fulmer, MD (OB/GYN) • Daniel Merges, MD (ER/Hospitalist) • Mark Boettger, MD (ER/Hospitalist) C. Allied Health Two-Year Courtesy Privileges <ul style="list-style-type: none"> • Teresa Donaldson, CRNA • Christina Potter, FNP • Trent Saxton, DC (Chiropractic) D. Telemedicine <ul style="list-style-type: none"> • Tahoe Forest Schedule 1 | | |
| 14. Open Session Report of Actions Taken in Closed Session | Gail McGrath | I |
| 15. Adjournment | Gail McGrath | A |

**EASTERN PLUMAS HEALTH CARE DISTRICT
SPECIAL MEETING OF THE STANDING PLANNING COMMITTEE
OF THE BOARD OF DIRECTORS
Wednesday, September 12, 2012 2:00 P.M.
EPHC Administration Conference Room, Portola, CA
Minutes**

1. **Call to Order:** The meeting was called to order at 2:00 pm by Larry Fites.
2. **Roll Call:** Present: Larry Fites and Gail McGrath.
Staff: Tom Hayes.
Visitors: Jack Bridge
3. **Approval of Agenda:** The agenda was approved as submitted.
4. **Board Comments:** None.
5. **Public Comments:** None
6. **Facility Long Range Planning Update:** There was discussion regarding the facility long range plan; number of acute beds, remodel of old hospital, etc. The committee also watched a short video regarding modular construction.
7. **Project List Update:** The updated project list was reviewed. Priority projects include ambulance barn removal, boiler replacement, and NPC compliance. There was a brief discussion regarding SB 90 extension..
8. **Boiler Project Update:** There was a brief discussion regarding financing options. Mr. Hayes stated that he will schedule a meeting with David Ainsworth to discuss plans and options.
9. **Other:** None
10. **Adjournment:** Mr. Fites adjourned the meeting at 3:25pm.

Approved by

Date

**EASTERN PLUMAS HEALTH CARE DISTRICT
SPECIAL MEETING OF THE STANDING FINANCE COMMITTEE
OF THE BOARD OF DIRECTORS
Tuesday, September 25, 2012
9:00 A.M.
EPHC's Administrative Conference Room**

Minutes

1. **Call to Order:** The meeting was called to order at 9:05 am by Jay Skutt.
2. **Roll Call:**
Present: Jay Skutt and Lucie Kreth. Staff: Tom Hayes, Jeri Nelson, and Tiffany Williams
3. **Approval of Agenda:** The agenda was approved as submitted.
4. **Board Comments:** Mr. Skutt stated that he had met with the auditor and discussed the areas of responsibility for the Finance Committee.
5. **Public Comments:** None.
6. **CFO Report August 2012:** Ms. Nelson reported that the average daily census for inpatient services is down 18% to budget and 23% to last year. Skilled nursing is doing better than budget as we increase our census to 27 residents at each campus. Accounts receivable days increased to 60 due to the higher levels of revenue; cash receipts remained level and we managed a significant pay down of accounts payable.
7. **Audit:** The Draft Audit was reviewed and discussion followed. Ms. Nelson stated that Jerrel Tucker will be presenting the draft audit at the regular Board Meeting on Thursday.

Adjournment: Mr. Skutt adjourned the meeting at 10:05 pm.

Approved by

Date

**EASTERN PLUMAS HEALTH CARE DISTRICT
REGULAR MEETING OF THE BOARD OF DIRECTORS**

Thursday, September 27 2012

10:00 A.M.

EPHC Education Center, Portola, CA

Minutes

- 1. Call to Order.**
The meeting was called to order at 10:00 am by Larry Fites.
- 2. Roll Call.**
Present: Larry Fites, Janie McBride, Lucie Kreth and Jay Skutt
Absent: Gail McGrath
Staff: Tom Hayes, CEO, Dr. Eric Bugna, Chief of Staff, Jeri Nelson, CFO and Tiffany Williams, Administrative Assistant.
Visitors: Approximately 4 visitors were present at the start of the meeting
- 3. Consent Calendar.**
Mr. Fites motioned to accept the consent calendar as submitted. A second was made by Mr. Skutt. None opposed, the motion was approved.
- 4. Board Vice-Chair Comments.**
Mr. Fites commented on the recent Health Fair at PSREC. He stated that there were 36 employee volunteers that staffed the health fair and that it was a very positive experience.

 - **Board Self Assessment- ACHD:** Mr. Fites discussed the new ACHD Board Self Evaluations. He stated that is a very in depth self assessment and feels the EPHC Board could benefit from utilizing it. Mr. Skutt agreed. Mr. Fites asked that Ms. Williams notify the Board the last week of December 2012 to complete in January.
- 5. Board Comments.**
None
- 6. Public Comment.**
None
- 7. Auxiliary Report**
Ms. Davis reported that they currently have \$216,673 in the bank of which \$4,444 is in the memorial fund for employee scholarships. The Auxiliary has committed \$1,650 for this year's employee scholarships. \$32,825 is committed for the remainder of the new Ultrasound Machine. Nifty Thrifty grossed \$19,680 in August, and YTD is 13% ahead of last year. The Auxiliary logged 957 volunteer hours which included volunteer hours at the recent health fair.
- 8. Business Office Update**
Aprel Martin, Business Office Manager reported that AR days are up do to staffing changes but are coming back down. She reported we have 60 days in AR currently. She also reported that they are working very hard to decrease denials. Ms. Martin also stated that she is

working with the Affordable Care Act Committee to implement the new Medicare preventive testing, and will soon be starting to call Medicare patients.

9. Audit Report

Ms. Nelson introduced Gerral Tucker, TCA Partners, LLP. Mr. Tucker commented that the audit went very well and EPHC had an excellent year.

The following is a brief overview of the Financial Audit results.

- Received an unqualified audit opinion.
- There were no material weaknesses, significant deficiencies or reportable conditions identified relating to the organization's internal controls.
- There were no audit adjustments.
- There were no difficulties encountered with management in performing the audit and we had no disputes or disagreements with management during the course of the audit.
- The significant Accounting/Auditing Issues reviewed included:
 - EMR payments
 - Hospital Fee Program Payments-IGT
 - FASB issued ASU 2011-07, Bad Debt Reporting

Ms. McBride made a motion to approve the 2011-2012 Audit Report. A second was made by Ms. Kreth. The motion was approved with no opposition.

10. Chief of Staff

Dr. Bugna stated that Dr. Blanco, Dentist will begin seeing patients on October 1st and Dr. Brooks, Podiatrist will begin seeing patients mid October. Mr. Hayes stated that Dr. Mardini, a locum gastroenterologist is seeing patients and has been well received by patients and staff.

11. Policies and Procedures

Ms. Whitfield stated that Director McBride reviewed the following policies and procedures: TPN with Hypoglycemia, General Admit Form, Heart Failure Orders, and Hypoglycemia. There was a brief discussion. Mr. Skutt motioned to approve the listed policies. A second was made by Ms. Kreth. None opposed, the motion was approved.

13. Committee Reports

• Finance Committee

Mr. Skutt reported that the Finance Committee met and reviewed the August financials and long term debt. He also reported that he had met with the Auditor and discussed the Finance Committee's responsibilities.

• PR Committee

Ms. McBride reported that the PR Committee was originally formed as an adhoc committee to create a new web site and an advertising plan. At the last meeting it was discussed and decided that the PR Committee's original tasks had been completed and the committee will now be dissolved. Ms. McBride would like the Board to receive PR updates periodically.

- **Planning Committee**

Mr. Fites reported that the Planning Committee met on 9/12 with Jack Bridge who is helping with exploring options for a new facilities site plan. There was discussion regarding modular construction as well as a discussion regarding Boiler options and alternative financing.

5. **CFO Report:** Ms. Nelson reported that the average daily census for inpatient services is down 18% to budget and 23% to last year. Skilled nursing is doing better than budget as we increase our census to 27 residents at each campus. Accounts receivable days increased to 60 due to the higher levels of revenue; cash receipts remained level and we managed a significant pay down of accounts payable. Ms. Nelson also reported that staff was notified of the 2 ½% wage increase.

14. **CEO Report**

- **Project List Update:**

- Ambulance Barn: Mr. Hayes reported that we have applied for a 2 year extension so that we can delay the removal of the ambulance barn to make it coincide with the new boiler project.
- Boiler replacement: Mr. Hayes reported that he had met with David Ainsworth to discuss the boiler options. Mr. Hayes also reported that he attended the City Council meeting to discuss the CDBG financing options.
- NPC modifications: Mr. Hayes reported that the bracing of the antenna is the only thing left to do for the NPC modifications. Once OSHPD approval is granted we can complete the work.

- **EMR Modules Update:** Mr. Hayes reported that the Clinic PPD Module is being installed.

- **Other:** Mr. Hayes reported that we will not be holding a drive through flu clinic this year due to limited vaccine. The Clinic will have scheduled days for flu vaccines for \$25 for self pay.

15. **Closed Session.**

Mr. Fites announced the Board would move into closed session at 11:45 a.m., pursuant to Health and Safety Code 32155 and Government Code Section 54957.

16. **Open Session Report of Actions Taken in Closed Session.**

The Board returned at approximately 12:16 pm and announced with respect to Government Code Section 54957, appointments to the medical staff were approved as submitted. No other reportable action.

17. **Adjournment.** Mr. Fites subsequently adjourned the meeting at 12:16 p.m.

Approval

Date

EASTERN PLUMAS HEALTH CARE DISTRICT

MEMORANDUM

Date: October 12, 2012
To: Board of Directors
From: Jeri Nelson, Chief Financial Officer
Subject: Summary of Financial Results – September 2012

Table 1. Consolidated Financial Results – September 2012

	Actual	Budget	Variance
Total Revenue	\$3,084,234	\$3,212,954	\$(128,720)
Contractual Adjustments	\$1,241,230	\$1,370,486	\$(129,256)
Bad Debt/Admin Adjustments	\$202,783	\$143,510	\$59,273
Net Revenue	\$1,640,222	\$1,698,959	\$(58,737)
Total Expenses	\$1,731,938	\$1,709,001	\$22,937
Operating Income (Loss)	\$(91,717)	\$(10,043)	\$(81,674)
Non-Operating Income(Expense)	\$80,353	\$49,758	\$30,595
Net Income (Loss)	\$(11,363)	\$39,716	\$(51,079)

Table 2. Consolidated Financial Results – Three Months Ended September 2012

	Actual	Budget	Variance
Total Revenue	\$10,175,897	\$9,802,433	\$373,464
Contractual Adjustments	\$4,415,381	\$4,200,302	\$215,079
Bad Debt/Admin Adjustments	\$458,586	\$437,848	\$20,738
Net Revenue	\$5,301,930	\$5,164,283	\$137,647
Total Expenses	\$5,017,882	\$5,208,785	\$(190,903)
Operating Income (Loss)	\$284,048	\$(44,502)	\$328,550
Non-Operating Income (Expense)	\$227,270	\$199,275	\$27,995
Net Income (Loss)	\$511,318	\$154,773	\$356,545

The month of September begins our decline from the summer volumes. Our average daily census for acute and swing is under budget by one for the quarter (2.67 versus 3.67). Both DP-Skilled Nursing units are two over budget, and hospital outpatient and clinic services collectively achieved their goals for the month. Overtime continues higher than expected due to staffing shortages in the Portola SNF. Cash collections were strong for the month and we brought our A/R days down to the budgeted 53. We continue to be challenged with Medi-Cal collections and we'll focus on this over the next quarter. We've added a new lease totaling \$155,000 for a combination of Laboratory, IT/Radiology and clinic equipment. The additions to equipment include these as well as our new Ultrasound. It was purchased without financing due to the contribution in September from the Auxiliary and funds raised from the Foundation golf tournament.

**EASTERN PLUMAS HEALTH CARE
BALANCE SHEET
FOR THE MONTH ENDED
SEPTEMBER 30, 2012**

ASSETS

CURRENT ASSETS

CASH	\$	734,435
INVESTMENTS	\$	1,106,839
ACCOUNTS RECEIVABLE NET	\$	3,018,694
ACCOUNTS RECEIVABLE OTHER	\$	240,637
INVENTORY	\$	215,316
PREPAID EXPENSES	<u>\$</u>	<u>110,032</u>
TOTAL CURRENT ASSETS	\$	5,425,953

PROPERTY AND EQUIPMENT

LAND AND IMPROVEMENTS	\$	934,164
BUILDINGS AND IMPROVEMENTS	\$	10,080,726
EQUIPMENT	\$	10,461,790
IN PROGRESS	<u>\$</u>	<u>69,913</u>
TOTAL PROPERTY AND EQUIPMENT	\$	21,546,594
ACCUMULATED DEPRECIATION	<u>\$</u>	<u>13,485,478</u>
NET PROPERTY AND EQUIPMENT	\$	8,061,116

COSTS OF ISSUANCE NET	\$	16,343
-----------------------	----	--------

TOTAL	\$	13,503,412
		=====

LIABILITIES AND FUND BALANCE

CURRENT LIABILITIES

LEASES PAYABLE	\$	51,270
ACCOUNTS PAYABLE	\$	565,164
ACCRUED PAYROLL/RELATED TAXES	\$	1,023,119
OTHER CURRENT LIABILITIES	<u>\$</u>	<u>795,496</u>
TOTAL CURRENT LIABILITIES	\$	2,435,048

LEASES PAYABLE	\$	171,878
USDA REPAIRS & DEFEASANCE	\$	461,298
CHFFA - EMR & ENDO EQUIP LOAN	\$	119,735
CITY OF PORTOLA- PROPERTY LOAN	\$	348,000
USDA LOANS SNF	\$	3,597,634
USDA LOAN REPAIRS	\$	54,458
USDA LOAN LOYALTON	\$	502,065
USDA LOAN LOYALTON & PORTOLA	<u>\$</u>	<u>174,369</u>
TOTAL LIABILITIES	\$	7,864,484

FUND BALANCE	\$	5,127,609
NET INCOME (LOSS)	\$	511,318

TOTAL	\$	13,503,411
-------	----	------------

**EASTERN PLUMAS HEALTH CARE
COMPARATIVE BALANCE SHEET
FOR THE MONTHS ENDED**

	AUGUST 2012	SEPTEMBER 2012	CHANGE
ASSETS			
CURRENT ASSETS			
CASH	\$ 496,285	\$ 734,435	\$ 238,150
LAIF SAVINGS	\$ 1,106,839	\$ 1,106,839	\$ -
ACCOUNTS RECEIVABLE NET	\$ 3,363,100	\$ 3,018,694	\$ (344,406)
ACCOUNTS RECEIVABLE OTHER	\$ 195,699	\$ 240,637	\$ 44,938
INVENTORY	\$ 215,316	\$ 215,316	\$ -
PREPAID EXPENSES	\$ 125,734	\$ 110,032	\$ (15,702)
TOTAL CURRENT ASSETS	<u>\$ 5,502,973</u>	<u>\$ 5,425,953</u>	<u>\$ (77,020)</u>
PROPERTY AND EQUIPMENT			
LAND AND IMPROVEMENTS	\$ 934,164	\$ 934,164	\$ -
BUILDINGS AND IMPROVEMENTS	\$ 10,039,614	\$ 10,080,726	\$ 41,112
EQUIPMENT	\$ 10,234,720	\$ 10,461,790	\$ 227,070
IN PROGRESS	\$ 62,501	\$ 69,913	\$ 7,412
	<u>\$ 21,270,999</u>	<u>\$ 21,546,593</u>	<u>\$ 275,594</u>
ACCUMULATED DEPRECIATION	\$ 13,429,194	\$ 13,485,478	\$ 56,284
TOTAL PROPERTY AND EQUIPMENT	<u>\$ 7,841,805</u>	<u>\$ 8,061,115</u>	<u>\$ 219,310</u>
COSTS OF ISSUANCE NET	\$ 16,432	\$ 16,343	\$ (89)
TOTAL	<u>\$ 13,361,210</u>	<u>\$ 13,503,411</u>	<u>\$ 142,201</u>
LIABILITIES AND FUND BALANCE			
CURRENT LIABILITIES			
LEASES PAYABLE	\$ 14,651	\$ 51,270	\$ 36,619
ACCOUNTS PAYABLE	\$ 617,385	\$ 565,164	\$ (52,221)
ACCRUED PAYROLL/RELATED TAXES	\$ 924,415	\$ 1,023,119	\$ 98,704
OTHER CURRENT LIABILITIES	\$ 800,748	\$ 795,496	\$ (5,252)
TOTAL CURRENT LIABILITIES	<u>\$ 2,357,199</u>	<u>\$ 2,435,049</u>	<u>\$ 77,850</u>
LEASES PAYABLE	\$ 54,689	\$ 171,878	\$ 117,189
CHFFA LOAN	\$ 126,230	\$ 119,735	\$ (6,495)
CITY OF PORTOLA	\$ 348,000	\$ 348,000	\$ -
USDA LOANS	\$ 4,824,801	\$ 4,789,822	\$ (34,979)
TOTAL LIABILITIES	<u>\$ 7,710,919</u>	<u>\$ 7,864,484</u>	<u>\$ 153,565</u>
FUND BALANCE	\$ 5,127,609	\$ 5,127,609	\$ -
NET INCOME (LOSS)	\$ 522,682	\$ 511,318	\$ (11,364)
TOTAL	<u>\$ 13,361,210</u>	<u>\$ 13,503,411</u>	<u>\$ 142,201</u>

**EASTERN PLUMAS HEALTH CARE
STATEMENT OF REVENUE & EXPENSE
FOR THE MONTH ENDED
SEPTEMBER 30, 2012**

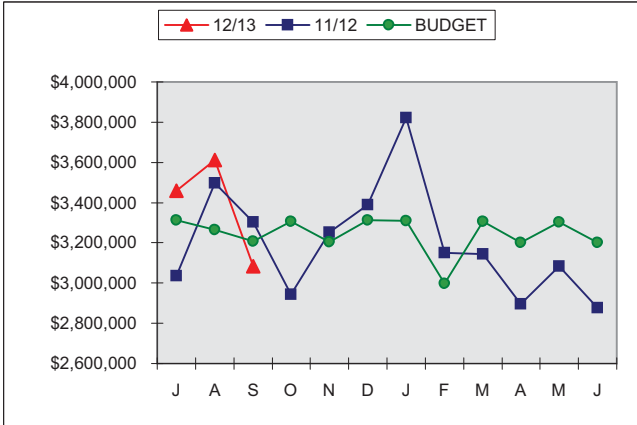
DESCRIPTION	CURRENT PERIOD			YEAR TO DATE			ANNUAL BUDGET
	ACTUAL	BUDGET	VARIANCE	ACTUAL	BUDGET	VARIANCE	
OPERATING REVENUE							
INPATIENT ROUTINE	\$ 146,756	\$ 216,270	\$ (69,514)	\$ 547,222	\$ 663,228	\$ (116,006)	\$ 2,631,285
INPATIENT ANCILLARY	\$ 144,467	\$ 252,829	\$ (108,362)	\$ 590,225	\$ 779,745	\$ (189,520)	\$ 3,087,405
TOTAL INPATIENT	\$ 291,223	\$ 469,099	\$ (177,876)	\$ 1,137,447	\$ 1,442,973	\$ (305,526)	\$ 5,718,690
SWING ROUTINE	\$ 26,000	\$ 59,507	\$ (33,507)	\$ 102,000	\$ 182,487	\$ (80,487)	\$ 724,000
SWING ANCILLARY	\$ 10,821	\$ 47,339	\$ (36,518)	\$ 78,739	\$ 147,664	\$ (68,925)	\$ 579,962
TOTAL SWING BED	\$ 36,821	\$ 106,846	\$ (70,025)	\$ 180,739	\$ 330,151	\$ (149,412)	\$ 1,303,962
SKILLED NURSING ROUTINE	\$ 537,176	\$ 477,446	\$ 59,730	\$ 1,566,376	\$ 1,464,170	\$ 102,206	\$ 5,808,932
SKILLED NURSING ANCILLARY	\$ 103,208	\$ 83,513	\$ 19,695	\$ 298,041	\$ 256,642	\$ 41,399	\$ 1,018,367
TOTAL SKILLED NURSING	\$ 640,384	\$ 560,959	\$ 79,425	\$ 1,864,417	\$ 1,720,812	\$ 143,605	\$ 6,827,299
OUTPATIENT SERVICES	\$ 2,114,064	\$ 2,070,546	\$ 43,518	\$ 6,973,030	\$ 6,291,986	\$ 681,044	\$ 25,078,792
TOTAL PATIENT REVENUES	\$ 3,082,492	\$ 3,207,451	\$ (124,959)	\$ 10,155,633	\$ 9,785,923	\$ 369,710	\$ 38,928,743
OTHER OPERATING REVENUE	\$ 1,742	\$ 5,503	\$ (3,761)	\$ 20,263	\$ 16,510	\$ 3,753	\$ 66,040
TOTAL REVENUE	\$ 3,084,234	\$ 3,212,954	\$ (128,720)	\$ 10,175,897	\$ 9,802,433	\$ 373,464	\$ 38,994,783
	=====	=====	=====	=====	=====	=====	=====
DEDUCTIONS FROM REVENUE							
BAD DEBT/DJ'S	\$ 202,783	\$ 143,510	\$ 59,273	\$ 458,586	\$ 437,848	\$ 20,738	\$ 1,741,774
CONTRACTUAL ADJUSTMENTS	\$ 1,241,230	\$ 1,370,486	\$ (129,256)	\$ 4,415,381	\$ 4,200,302	\$ 215,079	\$ 16,671,008
TOTAL DEDUCTIONS	\$ 1,444,013	\$ 1,513,995	\$ (69,982)	\$ 4,873,967	\$ 4,638,150	\$ 235,817	\$ 18,412,782
NET REVENUE	\$ 1,640,222	\$ 1,698,959	\$ (58,737)	\$ 5,301,930	\$ 5,164,283	\$ 137,647	\$ 20,582,001
	=====	=====	=====	=====	=====	=====	=====
OPERATING EXPENSES							
SALARIES	\$ 792,146	\$ 793,494	\$ (1,348)	\$ 2,372,347	\$ 2,418,862	\$ (46,515)	\$ 9,594,815
BENEFITS	\$ 199,216	\$ 214,310	\$ (15,094)	\$ 582,698	\$ 647,478	\$ (64,780)	\$ 2,580,428
SUPPLIES	\$ 182,576	\$ 151,107	\$ 31,469	\$ 428,183	\$ 475,111	\$ (46,928)	\$ 1,857,037
PROFESSIONAL FEES	\$ 244,182	\$ 231,375	\$ 12,807	\$ 716,547	\$ 703,632	\$ 12,915	\$ 2,796,024
REPAIRS & MAINTENANCE	\$ 38,794	\$ 38,464	\$ 330	\$ 107,897	\$ 115,393	\$ (7,496)	\$ 461,574
PURCHASED SERVICES	\$ 89,642	\$ 61,738	\$ 27,904	\$ 214,549	\$ 185,350	\$ 29,199	\$ 741,129
UTILITIES/TELEPHONE	\$ 42,696	\$ 57,872	\$ (15,176)	\$ 143,680	\$ 174,456	\$ (30,776)	\$ 697,826
INSURANCE	\$ 33,087	\$ 33,280	\$ (193)	\$ 99,262	\$ 99,842	\$ (580)	\$ 399,366
RENT/LEASE EXPENSE	\$ 19,435	\$ 18,654	\$ 781	\$ 58,192	\$ 55,961	\$ 2,231	\$ 223,846
DEPRECIATION/AMORTIZATION	\$ 56,374	\$ 69,748	\$ (13,374)	\$ 188,086	\$ 209,244	\$ (21,158)	\$ 872,975
INTEREST EXPENSE	\$ 23,118	\$ 26,098	\$ (2,980)	\$ 69,305	\$ 78,295	\$ (8,990)	\$ 313,180
OTHER EXPENSES	\$ 10,671	\$ 12,861	\$ (2,190)	\$ 37,137	\$ 45,160	\$ (8,023)	\$ 178,099
TOTAL EXPENSES	\$ 1,731,938	\$ 1,709,001	\$ 22,937	\$ 5,017,882	\$ 5,208,785	\$ (190,903)	\$ 20,716,299
OPERATING INCOME (LOSS)	\$ (91,717)	\$ (10,043)	\$ (81,674)	\$ 284,048	\$ (44,502)	\$ 328,550	\$ (134,298)
	=====	=====	=====	=====	=====	=====	=====
MISCELLANEOUS	\$ 160	\$ 2,383	\$ (2,223)	\$ 8,329	\$ 7,150	\$ 1,179	\$ 28,600
CONTRIBUTIONS	\$ 32,820	\$ -	\$ 32,820	\$ 76,820	\$ 50,000	\$ 26,820	\$ 200,000
PROPERTY TAX REVENUE	\$ 47,373	\$ 47,375	\$ (2)	\$ 142,122	\$ 142,125	\$ (3)	\$ 568,500
NON-OPEI ENSE	\$ 80,353	\$ 49,758	\$ 30,595	\$ 227,270	\$ 199,275	\$ 27,995	\$ 797,100
NET INCOME (LOSS)	\$ (11,363)	\$ 39,716	\$ (51,079)	\$ 511,318	\$ 154,773	\$ 356,545	\$ 662,802
	=====	=====	=====	=====	=====	=====	=====

EASTERN PLUMAS HEALTH CARE
STATEMENT OF REVENUE & EXPENSE
FOR THE MONTH ENDED
SEPTEMBER 30, 2012

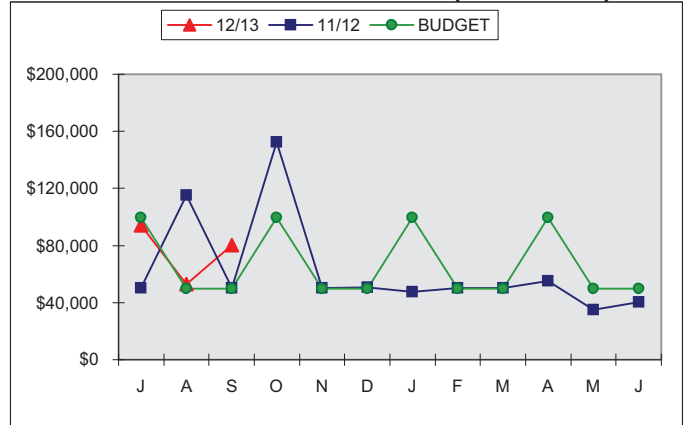
DESCRIPTION	CURRENT PERIOD			YEAR TO DATE			ANNUAL BUDGET
	ACTUAL	BUDGET	VARIANCE	ACTUAL	BUDGET	VARIANCE	
STATISTICAL DATA							
ACUTE INIS	19	34	-15	70	104	-34	411
ACUTE PATIENT DAYS	52	80	-28	194	246	-52	975
SKILLED DAYS	1618	1440	178	4718	4416	302	17520
SWING BED DAYS	13	30	-17	51	92	-41	362
E.R. VISITS	310	260	50	979	796	183	3160
CLINIC VISITS	2170	2237	-67	6709	6863	-154	27230

EASTERN PLUMAS HEALTH CARE
 MONTHLY FINANCIAL GRAPHS
 FOR THE YEAR ENDED JUNE 30, 2013

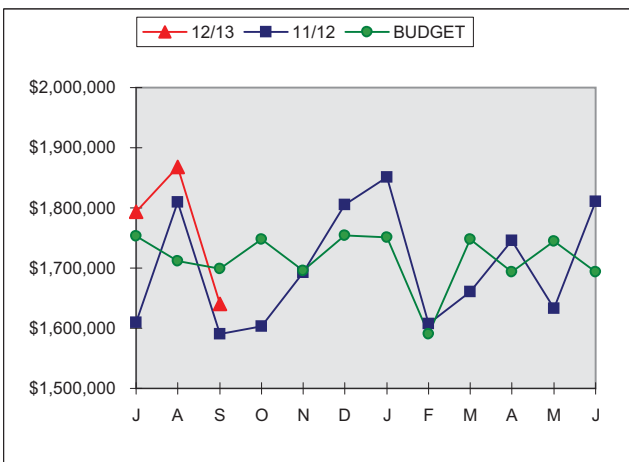
1. GROSS PATIENT REVENUE



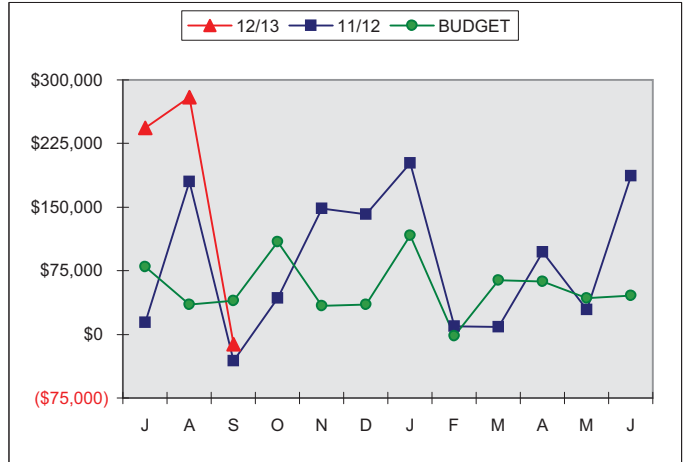
4. NON-OPERATING INCOME (EXPENSE)



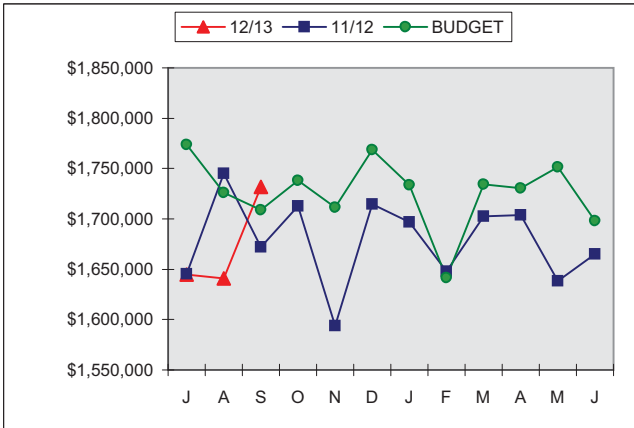
2. ESTIMATED NET REVENUE



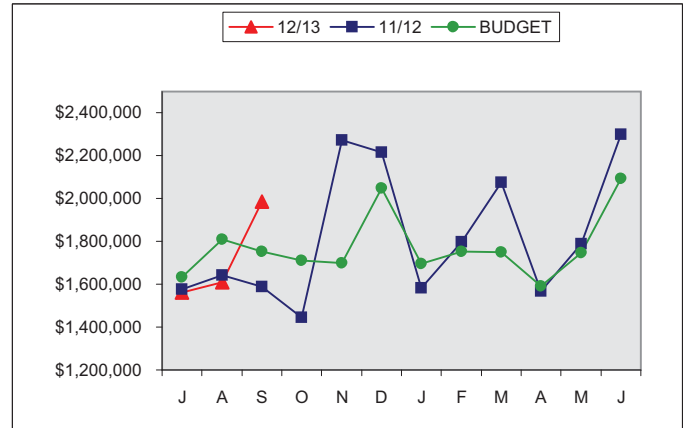
5. NET INCOME (LOSS)



3. OPERATING EXPENSES

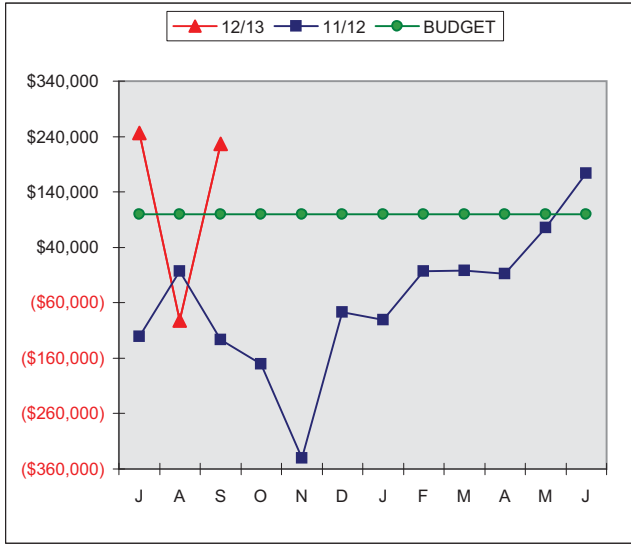


6. CASH RECEIPTS

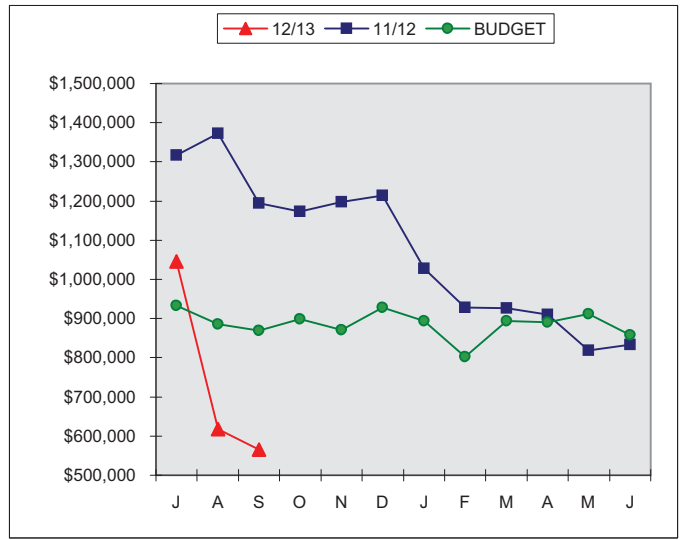


EASTERN PLUMAS HEALTH CARE
MONTHLY FINANCIAL GRAPHS
FOR THE YEAR ENDED JUNE 30, 2013

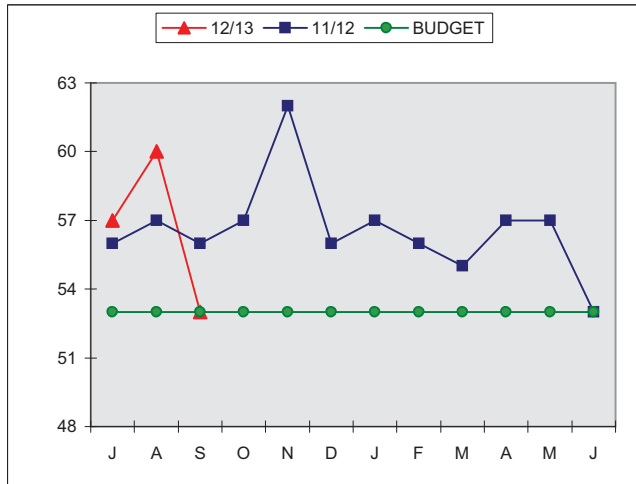
7. OPERATING CASH



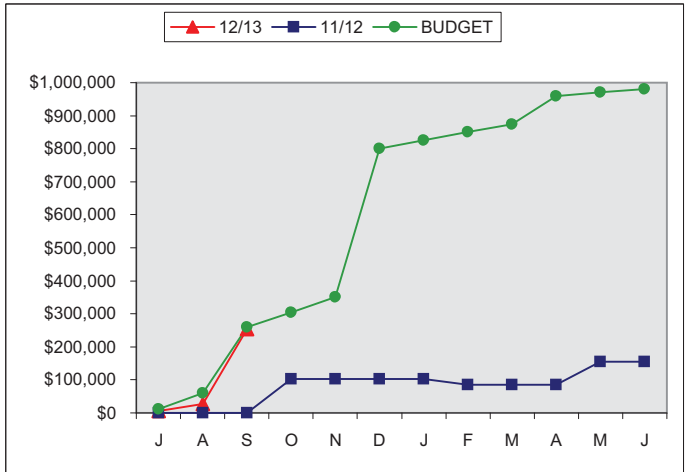
10. ACCOUNTS PAYABLE



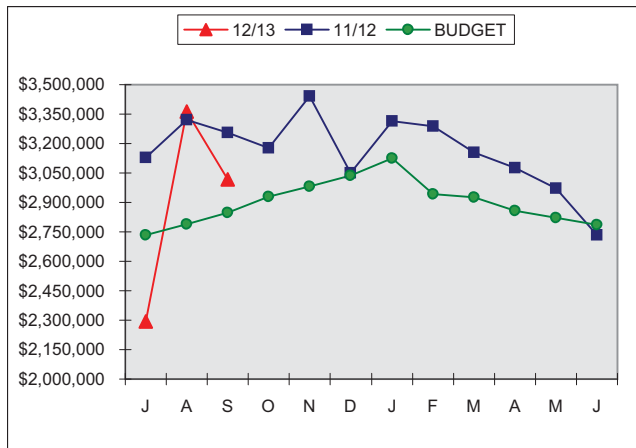
8. ACCOUNTS RECEIVABLE-DAYS



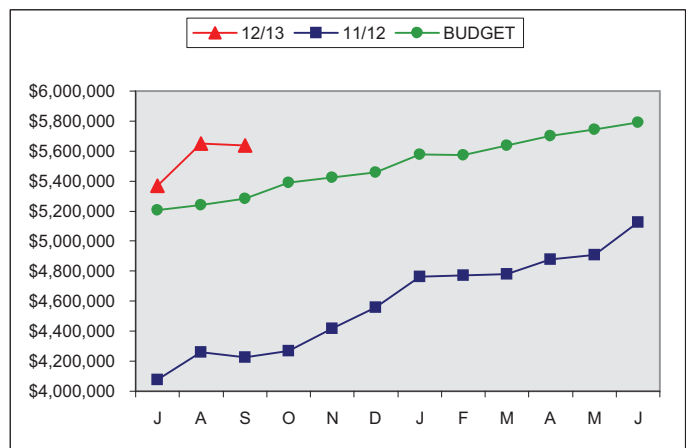
11. CAPITAL EXPENDITURES-YTD



9. ACCOUNTS RECEIVABLE, NET

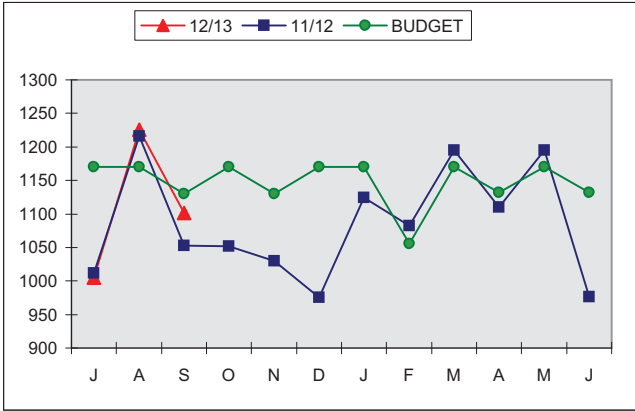


12. FUND BALANCE + NET INCOME (LOSS)

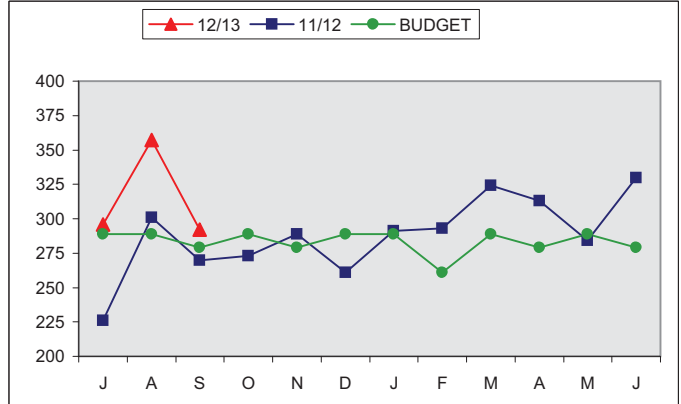


EASTERN PLUMAS HEALTH CARE
 MONTHLY FINANCIAL GRAPHS
 FOR THE YEAR ENDED JUNE 30, 2013

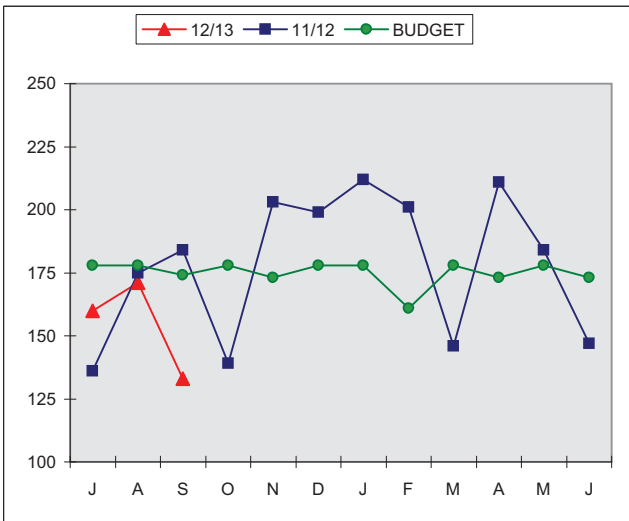
13. PORTOLA MEDICAL CLINIC VISITS



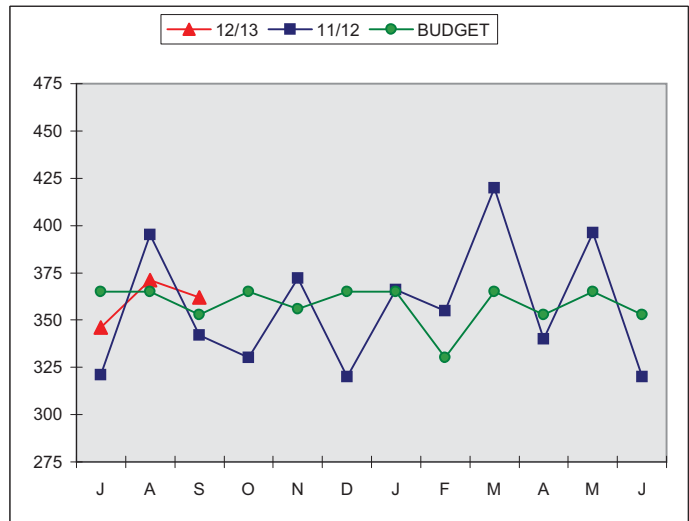
16. LOYALTON MEDICAL CLINIC VISITS



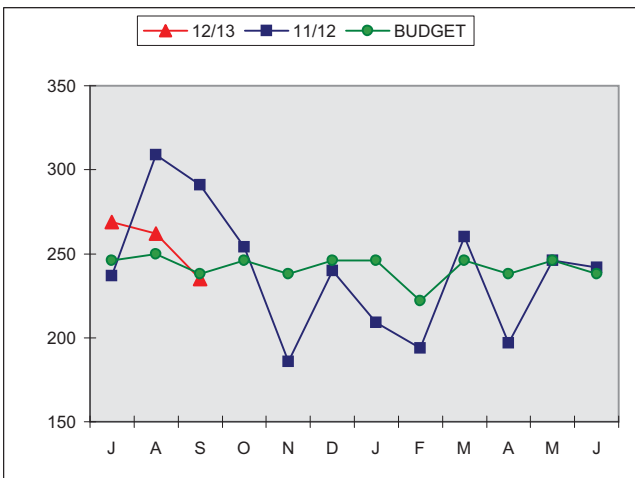
14. PORTOLA DENTAL CLINIC VISITS



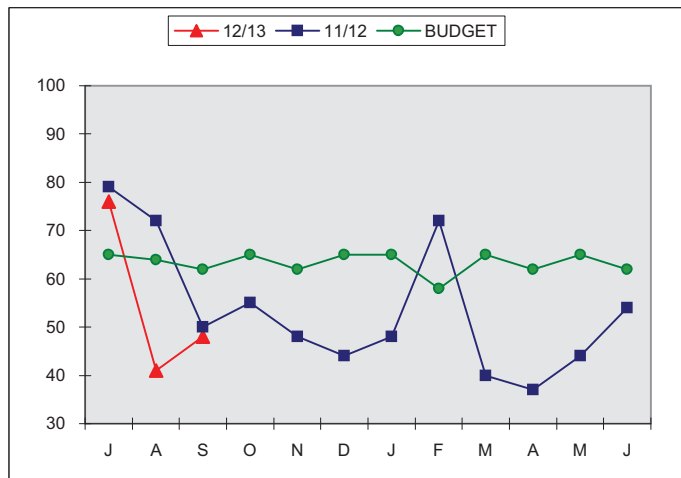
17. INDIAN VALLEY MEDICAL CLINIC VISITS



15. GRAEAGLE MEDICAL CLINIC VISITS

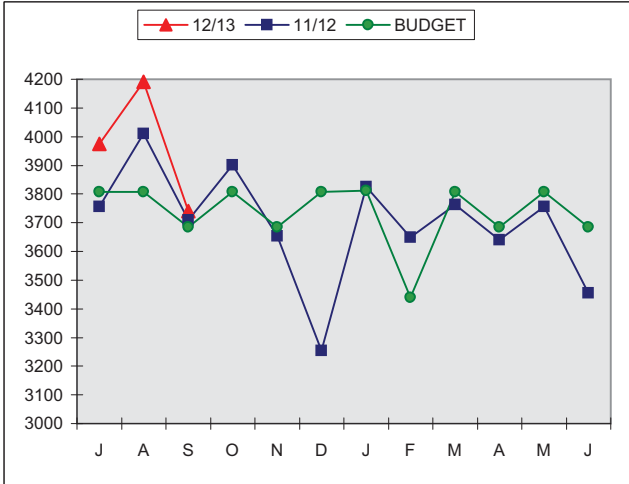


18. PORTOLA ANNEX VISITS

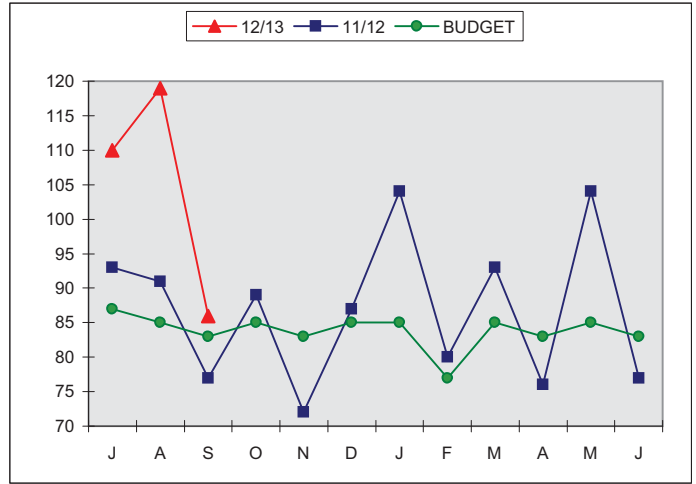


EASTERN PLUMAS HEALTH CARE
MONTHLY FINANCIAL GRAPHS
FOR THE YEAR ENDED JUNE 30, 2013

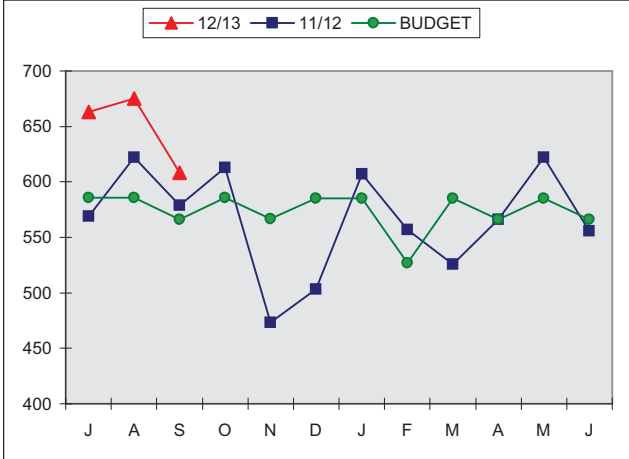
19. LABORATORY PROCEDURES



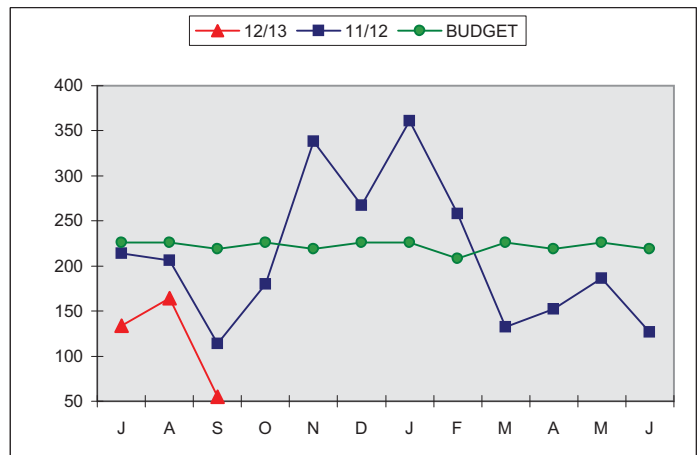
22. AMBULANCE RUNS



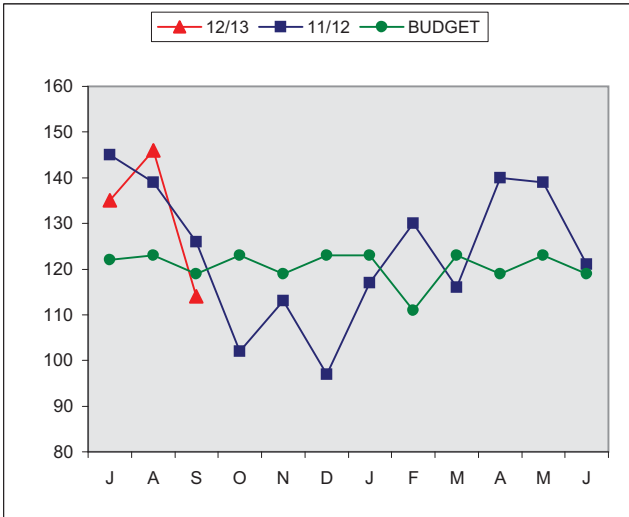
20. RADIOLOGY PROCEDURES



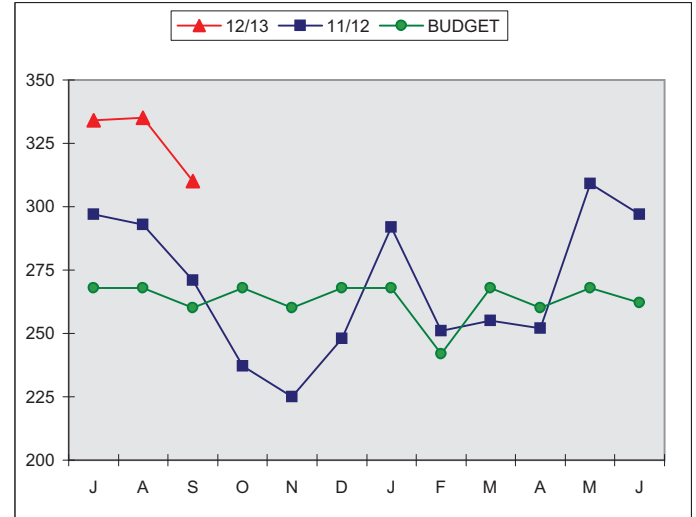
23. RESPIRATORY PROCEDURES



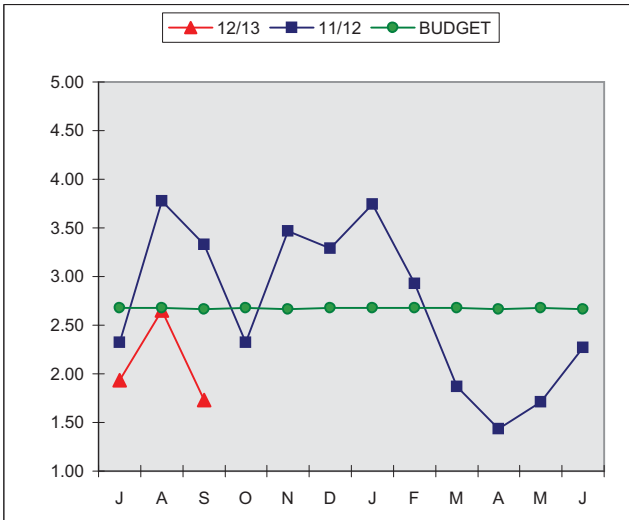
21. ECGS



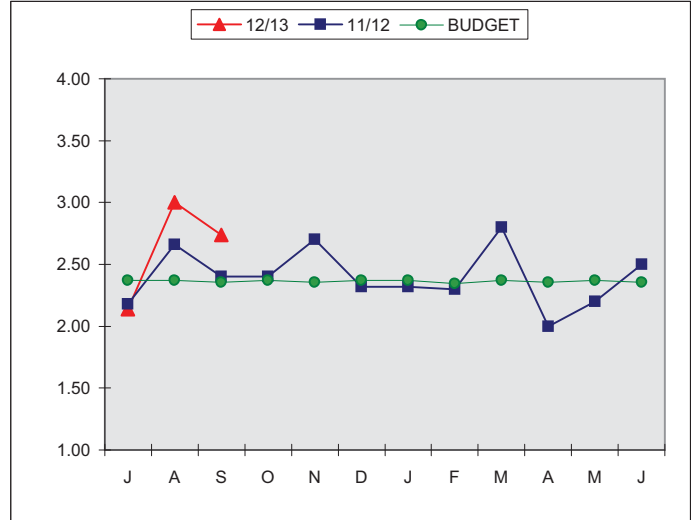
24. EMERGENCY ROOM VISITS



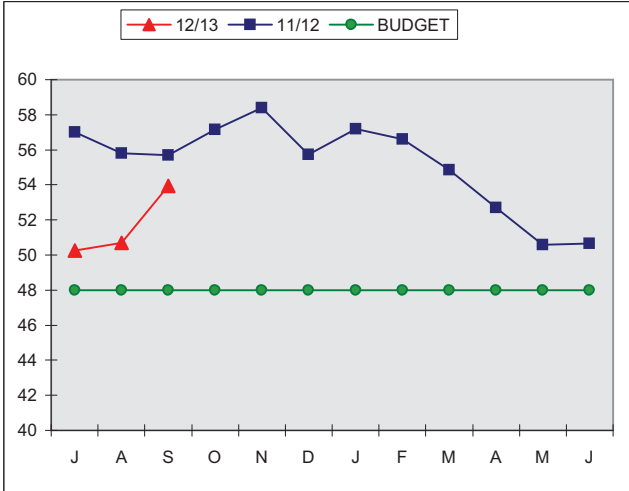
25. AVERAGE DAILY CENSUS - ACUTE



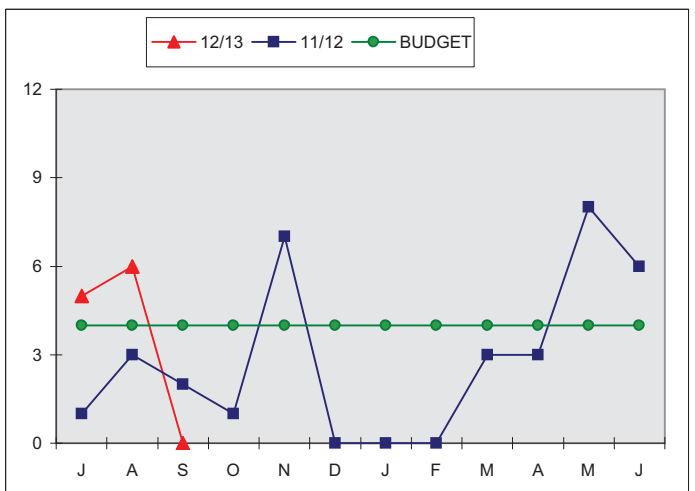
28. AVERAGE LENGTH OF STAY - ACUTE



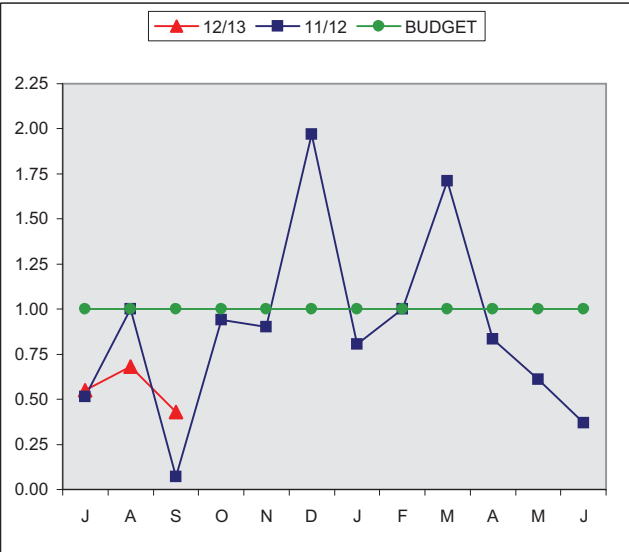
26. AVERAGE DAILY CENSUS - SNF



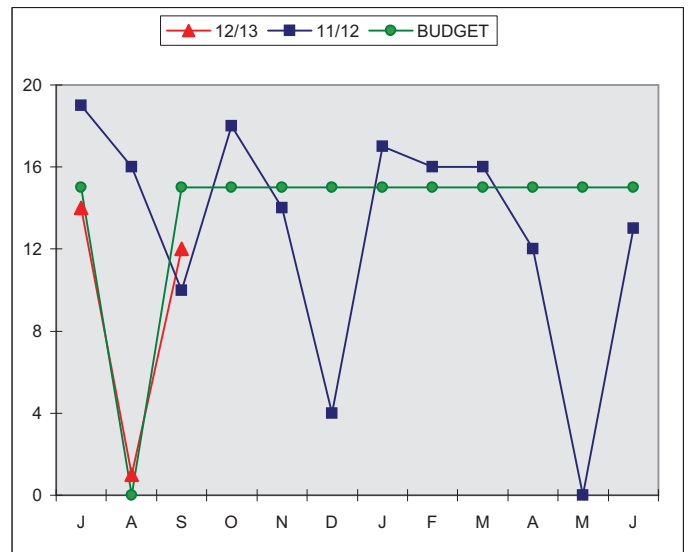
29. SURGERIES - IN & OUTPATIENT



27. AVERAGE DAILY CENSUS-SWING

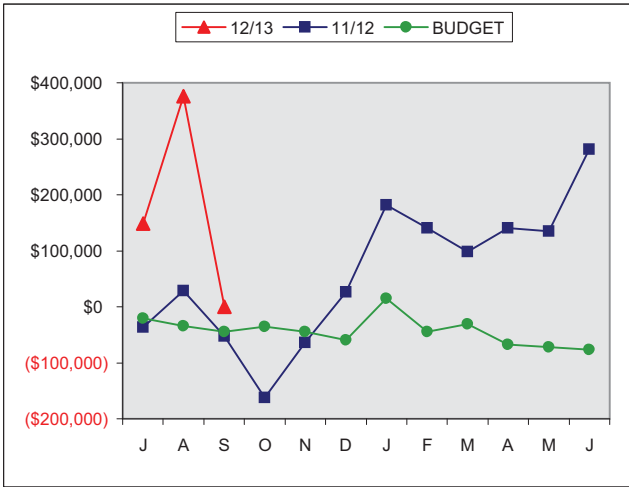


30. ENDOSCOPY PROCEDURES

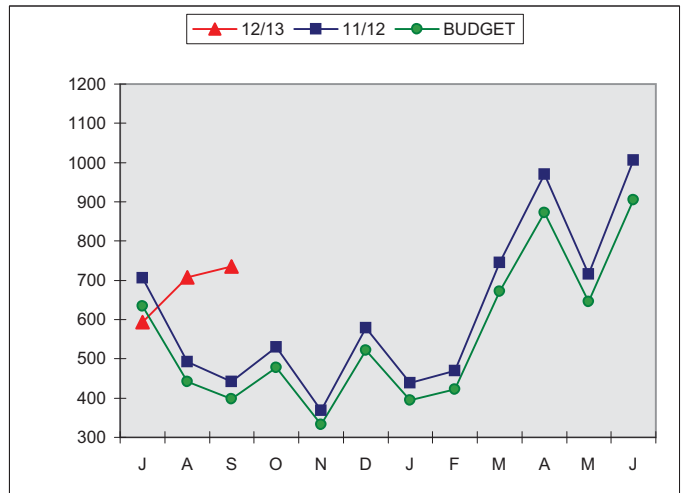


EASTERN PLUMAS HEALTH CARE
MONTHLY FINANCIAL GRAPHS
FOR THE YEAR ENDED JUNE 30, 2013

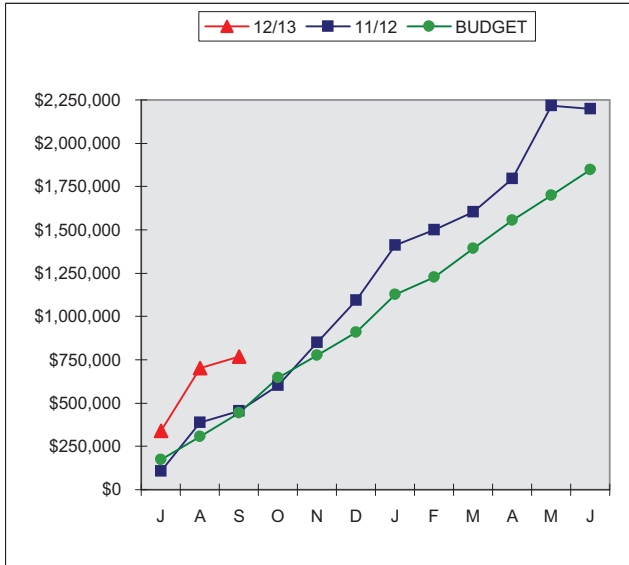
31. YEAR TO DATE OPERATING INCOME (LOSS)



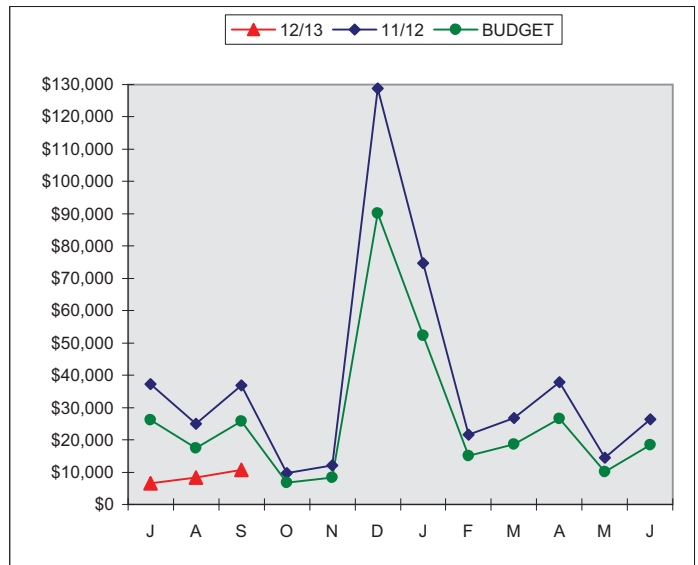
34. OVERTIME HOURS



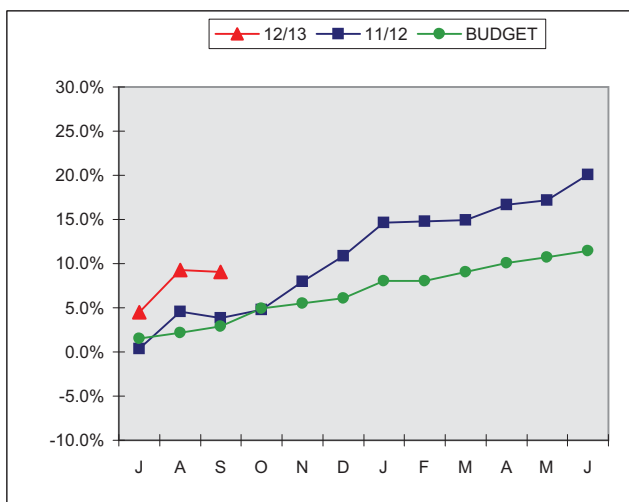
32. EARNINGS BEFORE INTEREST, DEPRECIATION & AMORTIZATION



35. DENIALS



34. RETURN ON EQUITY



36. EMERGENCY DEPARTMENT TRANSFERS

